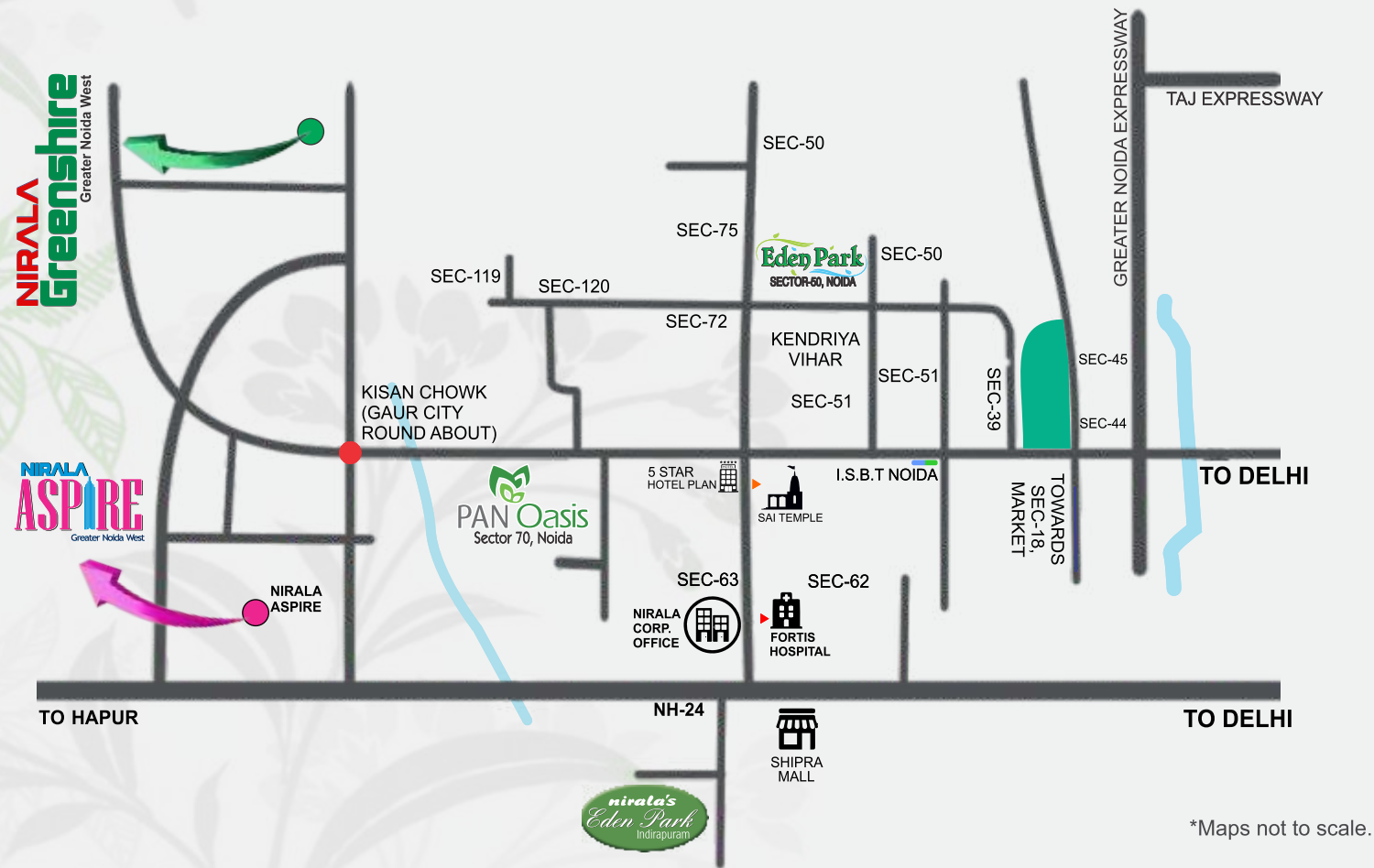


**LOCATION MAP**



DISCLAIMER: Visual representations shown in this brochure are purely conceptual. All Building Plans, Specifications, Layout Plans etc. are tentative and subject to change by the company or the competent authorities sanctioning plans and constitute no legal offering. JAN/2020



**NIRALA PROJECTS PVT. LTD.**  
 Site Office : Nirala Greenshire, GH-03, Sector-2, Greater Noida West  
 Email : [info@niralaIndia.in](mailto:info@niralaIndia.in) | Web : [www.niralaIndia.in](http://www.niralaIndia.in)



**PROJECT IS FUNDED BY  
AND MORTGAGED WITH**

**TATA CAPITAL  
HOUSING FINANCE LIMITED**

Home loans are brought to you by  
Tata Capital Housing Finance Limited and are at their sole discretion.  
Terms and conditions apply.

RERA REG. NO.  
UPRERAPRJ4975



**Experience the Greens...**

**NIRALA  
Greenshire**  
 Greater Noida West  
 PHASE - 1 (G6 TO G12, G14)





MASTER PLAN



LEGENDS

1. SIDE ENTRY GATE
2. KIDS PLAY AREA
3. SMALL GARDEN
4. MOUND
5. PALM COURT
6. CENTRAL LAWN
7. AMPHITHEATER
8. BASKET BALL COURT
9. GAZEBO
10. SITTING AREA
11. BADMINTON COURT
12. LANDSCAPED PODIUM
13. TENNIS COURT (Phase- II)
14. COMMERCIAL (Phase- II)
15. CLUB BUILDING (Phase- II)
16. SWIMMING POOL (Phase- II)
17. MAIN ENTRY GATE (Phase- II)
18. WATER FEATURE WALL (Phase- II)

The amenities shall be provided in Phases manner for the whole project

TYPE

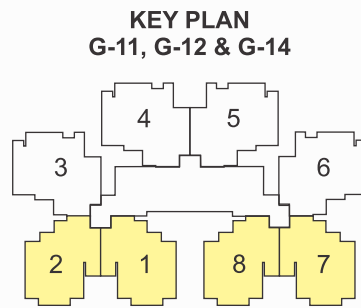
- G-11, G-12 & G-14  
 = 2 BED + 2 TOI (950 SQFT)
- G-11, G-12 & G-14  
 = 2 BED + 2 TOI + STUDY (1060 SQFT)
- G-8  
 = 2 BED + 2 TOI + STUDY (1185 SQFT)
- G-7 & G-9  
 = 3 BED + 2 TOI (SMALL) (1280 SQFT)
- G-7 & G-9  
 = 3 BED + 2 TOI (TYPE-I) (1470 SQFT)
- G-6 & G-10  
 = 3 BED + 2 TOI (TYPE-II) (1470 SQFT)
- G-6  
 = 3 BED + 3 TOI + SER (1670 SQFT)
- G-10  
 = 3 BED + 4 TOI + SER (1860 SQFT)



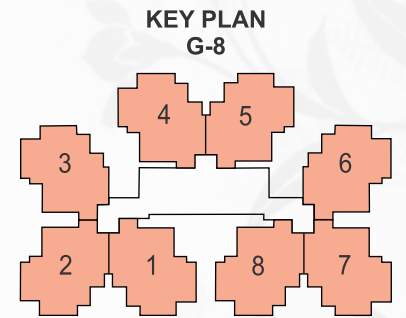
UNIT PLAN



**TYPICAL UNIT PLAN  
2 BED + 2 TOI**  
Carpet Area: 566.719 sq. ft.  
Built-up Area: 775.431 sq. ft.  
**Saleable Area: 950 sq. ft.**

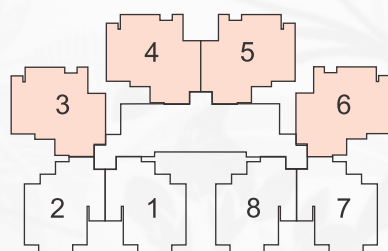


**TYPICAL UNIT PLAN  
2 BED + 2 TOI + STUDY**  
Carpet Area: 711.386 sq. ft.  
Built-up Area: 949.053 sq. ft.  
**Saleable Area: 1185 sq. ft.**



**TYPICAL UNIT PLAN  
2 BED + 2 TOI + STUDY**  
Carpet Area: 637.976 sq. ft.  
Built-up Area: 852.501 sq. ft.  
**Saleable Area: 1060 sq. ft.**

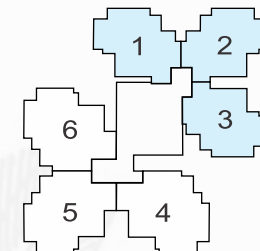
**KEY PLAN  
G-11, G-12 & G-14**



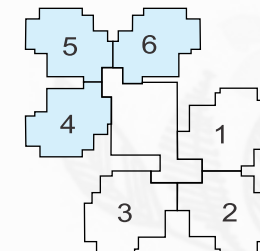
**NOTE :** Conversion 1000 MM = 3.28 FT. & 1 SQ.MT. = 10.764 SQ.FT.  
• Measurement of dimension are from unplastered wall to unplastered wall.  
• Balcony dimension are inclusive of parapet wall & railing.  
• Carpet Area as per RERA.

**TYPICAL UNIT PLAN  
3 BED + 2 TOI**  
Carpet Area: 777.154 sq. ft.  
Built-up Area: 1028.706 sq. ft.  
**Saleable Area: 1280 sq. ft.**

**KEY PLAN  
G-7**



**KEY PLAN  
G-9**



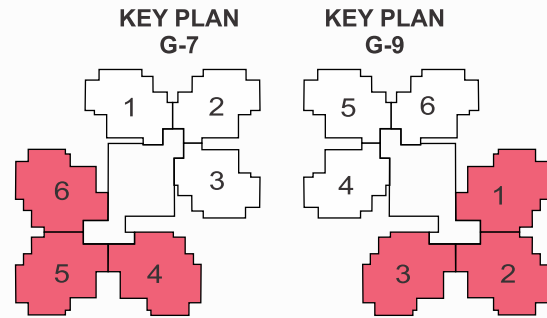
**NOTE :** Conversion 1000 MM = 3.28 FT. & 1 SQ.MT. = 10.764 SQ.FT.  
• Measurement of dimension are from unplastered wall to unplastered wall.  
• Balcony dimension are inclusive of parapet wall & railing.  
• Carpet Area as per RERA.



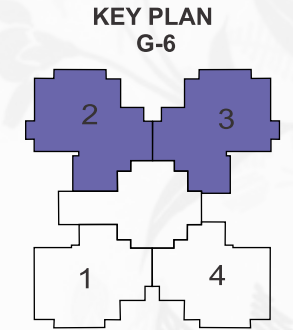




**TYPICAL UNIT PLAN  
3 BED + 2 TOI (TYPE - I)**  
Carpet Area: 897.709 sq. ft.  
Built-up Area: 1152.921 sq. ft.  
**Saleable Area: 1470 sq. ft.**

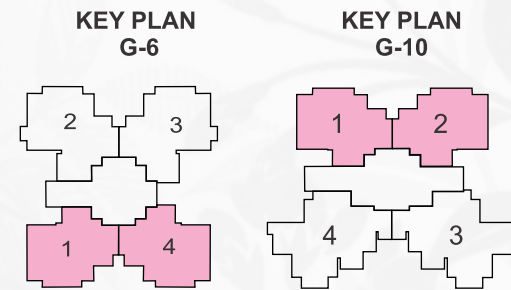


**TYPICAL UNIT PLAN  
3 BED + 3 TOI + SERVANT**  
Carpet Area: 1010.192 sq. ft.  
Built-up Area: 1342.258 sq. ft.  
**Saleable Area: 1670 sq. ft.**



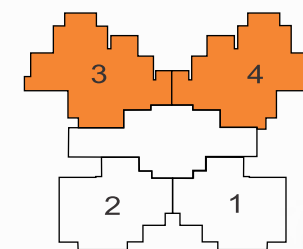
**TYPICAL UNIT PLAN  
3 BED + 2 TOI (TYPE - II)**

Carpet Area: 917.192 sq. ft.  
Built-up Area: 1197.161 sq. ft.  
**Saleable Area: 1470 sq. ft.**



**TYPICAL UNIT PLAN  
3 BED + 4 TOI + SERVANT + STORE**  
Carpet Area: 1137.852 sq. ft.  
Built-up Area: 1481.113 sq. ft.  
**Saleable Area: 1860 sq. ft.**

**KEY PLAN  
G-10**



**NOTE :** Conversion 1000 MM = 3.28 FT. & 1 SQ.MT. = 10.764 SQ.FT.  
• Measurement of dimension are from unplastered wall to unplastered wall.  
• Balcony dimension are inclusive of parapet wall & railing.  
• Carpet Area as per RERA.

**NOTE :** Conversion 1000 MM = 3.28 FT. & 1 SQ.MT. = 10.764 SQ.FT.  
• Measurement of dimension are from unplastered wall to unplastered wall.  
• Balcony dimension are inclusive of parapet wall & railing.  
• Carpet Area as per RERA.

**\*Carpet Area:** (RERA Definition) means net useable floor area of an apartment excluding the area covered by the external walls, area under service shafts exclusive balcony/veranda area and exclusive open terrace area but includes the area covered by the internal partition walls of the apartment.